

NCF CABINET

P/N:NCF

S/N:NO 1

P/N:NCF



CABINET,F style.

STANDARD

Comply with ANSI/EIARS-310-D, DIN41491;PART1, IEC297-2, DIN41494;PART7, GB/T3047.2-92 standard. Compatible with metric-ETSI and 19 inch international standard .

FEATURES

- Surface finish: degreasing, pickling, phosphoric, powder coating . The thickness of powder coating is 80µm-100µm .
- Curved perforated front door and double-section rear door enable equipment protection, reliable operation with ventilation rate above 80% .
- Double-section side panels, each panel can be easily assembled separately.
- Top and bottom wiring channel can be closed and adjustable.
- Backside with a pair of vertical cable management .
- Mounting rail with U mark.
- Efficient and solid cabinet connection.
- With earthing kits.
- Advanced lock .
- Optional plinth to meet under-base wiring, ventilation and rat-proof .
- Adjustable feet and heavy duty castors are available at the same time , static loading: 1000KG .
- Full range of optional accessories.

MATERIALS

Cold-rolled steel sheet. Thickness for frame 2.0mm, mounting rail 2.0mm, side panel 1.5mm, fixed shelf 1.5mm

APPLICATION

Widely applied in Finance, Securities and Data Centre and adpted by professional servers' network providers, as IBM, SUN, HP, COMPAQ, DELL, etc .



Frame with scale mark



Mounting rail with U mark



Connection kits



Removable double-section side panel



Backside with a pair of vertical cable management

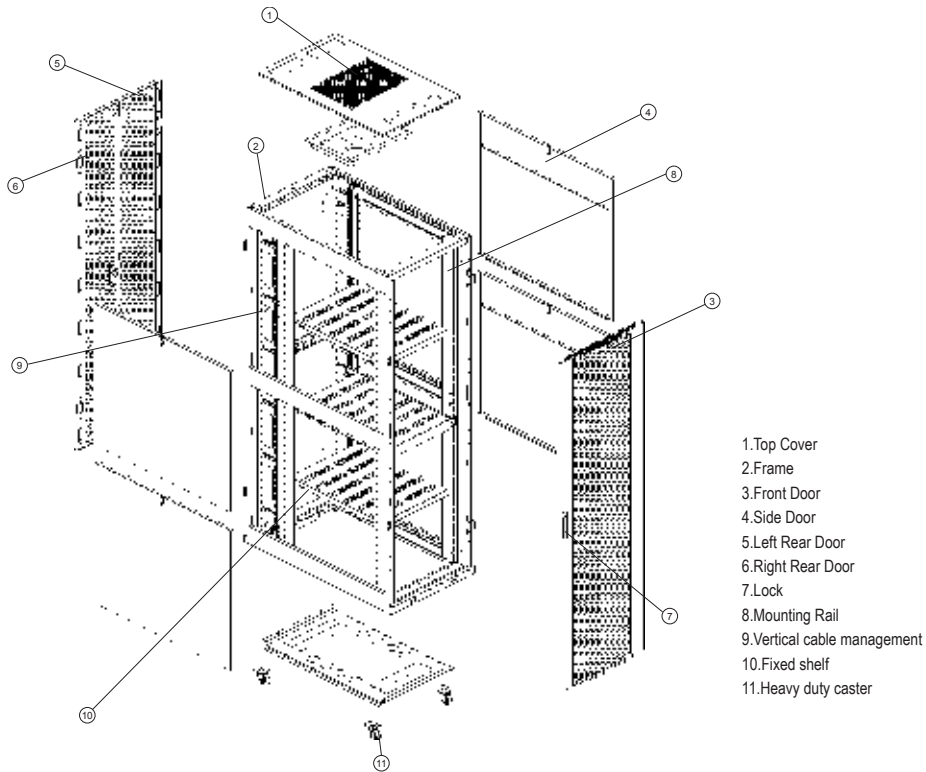


Enhanced hinge

NCF CABINET

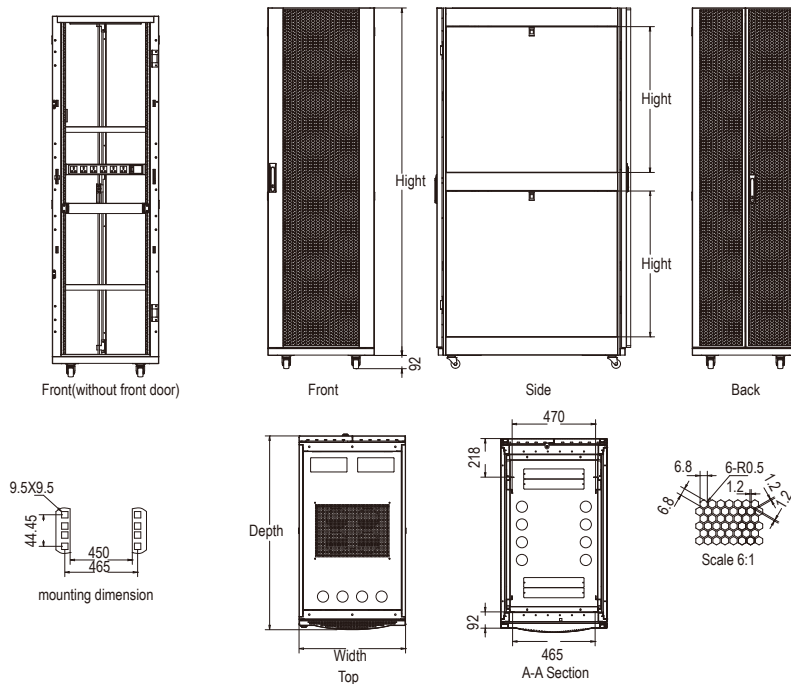
P/N:NCF

STRUCTURAL (WIDTH 600MM)



DIMENSION (MM)

mm Unit of Measurement:mm



NCF CABINET

P/N:NCF

STANDARD ACCESSORIES

S/N	Specification	Qty	Unit	Material	surface finish	Remark
1	Top cover	1	Pcs	1.5mm cold rolled steel	Powder coated	---
2	Frame	2	Pcs	2.0mm cold rolled steel	Powder coated	---
3	Front door	1	Pcs	1.5mm cold rolled steel	Powder coated	K type door
4	Side panel	4	Pcs	1.5mm cold rolled steel	Powder coated	With lock
5	Left rear door	1	Pcs	1.5mm cold rolled steel	Powder coated	F type door
6	Right rear door	1	Pcs	1.5mm cold rolled steel	Powder coated	F type door
7	Lock	6	Pcs	---	---	---
8	Mounting rail	4	Pcs	2.0mm cold rolled steel	Powder coated	---
9	Mounting angle	6	Pcs	1.5mm cold rolled steel	Powder coated	---
10	Spacer	12	Pcs	---	---	Cabinet width:800mm
11	Fixed shelf	2	Pcs	1.5mm cold rolled steel	Powder coated	---
12	Vertical cable management	1	Pcs	1.5mm cold rolled steel	Powder coated	---
13	Heavy duty castors	4	Pcs	---	---	---
14	Feet	4	sets	---	---	---
15	Cage and nuts	40	Pcs	---	---	---
16	Fan	4	Pcs	---	---	---
17	6-way power strip	1	Pcs	---	---	2 fans for 600mm depth
18	Wrench	1	Pcs	---	---	---

NCF CABINET

P/N:NCF

ORDER INFORMATION

Part No	Capacity/U	Width/mm	Depth/mm	Height/mm	Carton measurement			Volume/CBM
					Width/m	Depth/m	Height/m	
NCF22-68-#☆	22U	600	900	1111	0.65	0.95	1.141	0.70
NCF22-610-#☆		600	1100		0.65	1.15		0.85
NCF22-611-#☆		600	1200		0.65	1.25		0.93
NCF22-612-#☆		600	1300		0.65	1.35		1.00
NCF22-88-#☆		800	900		0.85	0.95		0.92
NCF22-810-#☆		800	1100		0.85	1.15		1.12
NCF22-811-#☆		800	1200		0.85	1.25		1.21
NCF22-812-#☆		800	1300		0.85	1.35		1.31
NCF27-68-#☆	27U	600	900	1334	0.65	0.95	1.364	0.84
NCF27-610-#☆		600	1100		0.65	1.15		1.02
NCF27-611-#☆		600	1200		0.65	1.25		1.11
NCF27-612-#☆		600	1300		0.65	1.35		1.20
NCF27-88-#☆		800	900		0.85	0.95		1.10
NCF27-810-#☆		800	1100		0.85	1.15		1.33
NCF27-811-#☆		800	1200		0.85	1.25		1.45
NCF27-812-#☆		800	1300		0.85	1.35		1.57
NCF42-66-#☆	42U	600	700	2000	0.65	0.75	2	0.845
NCF42-68-#☆		600	900		0.65	0.95		1.105
NCF42-610-#☆		600	1100		0.65	1.15		1.365
NCF42-88-#☆		800	900		0.85	0.95		1.445
NCF42-810-#☆		800	1100		0.85	1.15		1.785
NCF48-68-#☆	48U	600	900	2267	0.65	0.95	2.297	1.42
NCF48-610-#☆		600	1100		0.65	1.15		1.72
NCF48-611-#☆		600	1200		0.65	1.25		1.87
NCF48-612-#☆		600	1300		0.65	1.35		2.02
NCF48-88-#☆		800	900		0.85	0.95		1.85
NCF48-810-#☆		800	1100		0.85	1.15		2.25
NCF48-811-#☆		800	1200		0.85	1.25		2.44
NCF48-812-#☆		800	1300		0.85	1.35		2.64

NCF CABINET
CABINET & ENCLOSURE




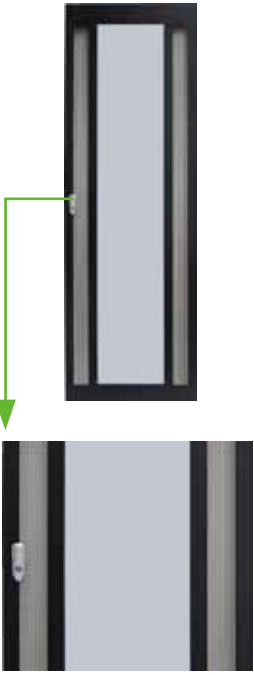
NCF CABINET

P/N: NCF

REMARKS

* = Front door # = Rear door

DOORS

A= steel casement door	K= Curved perforated door	L= double swing steel door	N= Smoky-gray glass door with both sides punched
			

COLOR

☆ = Colors A= Black(RAL9004) B=Gray(RAL7044)

